

## Double sheet sensor

### UDCM-30GS-3EP1-IO-0,2M-V19

- Ultrasonic system for reliable detection of no, one, or two overlapping sheet materials, preferably sheet metal
- Insensitive to printing, colors, and shining surfaces
- Perpendicular or inclined sensor mounting relative to the sheet plane possible
- Integrated alignment aid
- IO-Link Interface for process data, parameterization and diagnosis
- Synchronization options
- No teach-in required



### Function

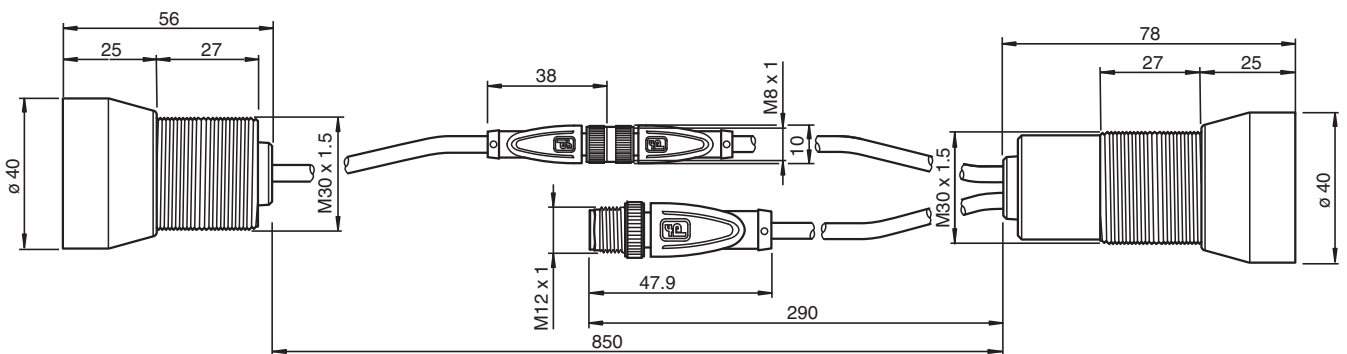
The ultrasonic double-sheet detector is used wherever automatic differentiation between single and double sheets is necessary to protect machines or prevent rejects. The double sheet detection is based on the ultrasonic thru-beam principle.

The following situations can be detected:

- No sheet, i. e. air
- Single sheet
- Double sheet or multiple sheets (a statement on the number of sheets is not possible here)

The signals are evaluated by a microprocessor system. As a result of the evaluation, corresponding switching outputs are set and the result of the evaluation is communicated via the IO-Link interface.

### Dimensions



### Technical Data

#### General specifications

Sensing range	50 ... 150 mm , optimal distance: 80 mm
Transducer frequency	approx. 85 kHz

#### Memory

Non-volatile memory	EEPROM
Write cycles	300000

#### Indicators/operating means

LED green	indication: single sheet detected flashing (1 Hz) - standby mode flashing with short break (1 Hz) - IO-Link mode
-----------	--

Release date: 2025-06-18 Date of issue: 2025-06-18 Filename: 70120102-100003\_eng.pdf

Refer to "General Notes Relating to Pepperl+Fuchs Product Information".

Pepperl+Fuchs Group  
www.pepperl-fuchs.com

USA: +1 330 486 0001  
fa-info@us.pepperl-fuchs.com

Germany: +49 621 776 1111  
fa-info@de.pepperl-fuchs.com

Singapore: +65 6779 9091  
fa-info@sg.pepperl-fuchs.com

**PF** PEPPERL+FUCHS

## Technical Data

LED yellow		indication: no sheet detected (Air)
LED red		indication: double sheet detected flashing: device error
<b>Electrical specifications</b>		
Operating voltage	$U_B$	18 ... 30 V DC , ripple 10 % <sub>SS</sub>
No-load supply current	$I_0$	≤ 100 mA
Power consumption	$P_0$	≤ 1500 mW
Time delay before availability	$t_v$	≤ 300 ms
<b>Interface</b>		
Interface type		IO-Link
IO-Link revision		1.1
Device profile		Identification and Diagnosis - I&D
Process data		Input: 16 Bit - measurement value 8 Bit - selected threshold set 2 Bit - switching signals 3 Bit output: 8 Bit - threshold set 2 Bit - disable transducer 1 Bit
Vendor ID		1 (0x0001)
Device ID		3148292 (0x300A04)
Transfer rate		COM1 (4.8 kbits/s)
Min. cycle time		22.4 ms
SIO mode support		yes
Compatible master port type		Class A (use adapter cable listed in accessories) Class B (use 3-pole adapter or 3-wire cable)
<b>Input/Output 1</b>		
Designation		SYNC
Input/output type		1 synchronization connection, bidirectional
0 Level		0 ... 1 V
1 Level		2.5 V ... $U_B$
Input impedance		> 22 kΩ
Output current		current source < 2.5 mA
Pulse length		0.4 ... 6 ms with external control, low active
Synchronization frequency		
Common mode operation		≤ 140 Hz
Multiplex operation		≤ 140 Hz /n, n = number of sensors , n ≤ 10
<b>Input/Output 2</b>		
Designation		IN2/FEEDBACK
Input/output type		input or output programmable via IO-Link : input for selection of a threshold set (factory default) output as feedback output
Input type		digital input
Signal		0-level: 0 ... + 1V 1-level: + $U_B$ - 1 V ... + $U_B$
Input impedance		≥ 60 kΩ
Pulse length		≥ 100 ms
Output type		PNP
Rated operating current	$I_e$	8 mA
Voltage drop		< 3 V
Fusing		reverse polarity protected , overload and short-circuit protected
<b>Input</b>		
Designation		IN1/TEACH
Input type		0-level: 0 ... + 1V 1-level: + $U_B$ - 1 V ... + $U_B$
Pulse length		≥ 100 ms
Impedance		≥ 60 kΩ

Release date: 2025-06-18 Date of issue: 2025-06-18 Filename: 70120102-100003\_eng.pdf

Refer to "General Notes Relating to Pepperl+Fuchs Product Information".

 Pepperl+Fuchs Group  
www.pepperl-fuchs.com

 USA: +1 330 486 0001  
fa-info@us.pepperl-fuchs.com

 Germany: +49 621 776 1111  
fa-info@de.pepperl-fuchs.com

 Singapore: +65 6779 9091  
fa-info@sg.pepperl-fuchs.com

 **PEPPERL+FUCHS**

## Technical Data

Output		
Designation		OUT 1 ... 3
Number		3
Output function		OUT 1: single sheet detected OUT 2: double sheet detected OUT 3: no sheet detected (air)
Output type		Push-pull (4 in 1) output , NC contact ( programmable )
Rated operating current	$I_e$	100 mA per output
Voltage drop	$U_d$	$\leq 3$ V
Switch-on delay	$t_{on}$	30 ms (programmable)
Switch-off delay	$t_{off}$	30 ms (programmable)
Pulse extension		can be activated (100 ms or IO-Link cycle time)
Fusing		reverse polarity protected , overload and short-circuit resistant
Compliance with standards and directives		
Standard conformity		
Standards		EN IEC 60947-5-2:2020 IEC 60947-5-2:2019 IEC 61131-9 / IO-Link V1.1.3
Approvals and certificates		
UL approval		cULus Listed, General Purpose, Class 2 Power Source
CCC approval		CCC approval / marking not required for products rated $\leq 36$ V
Ambient conditions		
Ambient temperature		0 ... 60 °C (32 ... 140 °F)
Storage temperature		-25 ... 70 °C (-13 ... 158 °F)
Mechanical specifications		
Connection type		fixed cable with plug
Housing length ultrasonic		
Ultrasonic transmitter		56 mm
Ultrasonic receiver		78 mm
Housing diameter ultrasonic		
Ultrasonic transmitter		30 mm
Ultrasonic receiver		30 mm
Degree of protection		IP65
Material		
Housing		Stainless steel 1.4305/AISI 303, polyamide plastic parts
Transducer		epoxy resin/hollow glass sphere mixture; polyurethane foam
Connector		
Threading		M12 x 1
Number of pins		8
Cable		
Cable diameter		4.3 mm
Bending radius		5 x diameter , fixed installation
Material		PUR
Color		black
Length	L	approx. 200 mm
Mass		300 g
Tightening torque, fastening screws		max. 30 Nm

Release date: 2025-06-18 Date of issue: 2025-06-18 Filename: 70120102-100003\_eng.pdf

Refer to "General Notes Relating to Pepperl+Fuchs Product Information".

Pepperl+Fuchs Group  
www.pepperl-fuchs.com

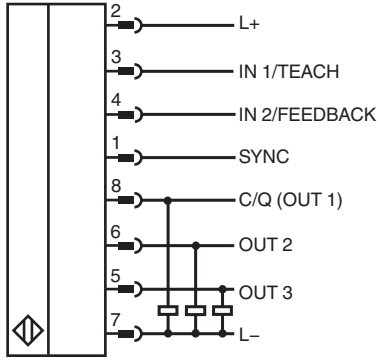
USA: +1 330 486 0001  
fa-info@us.pepperl-fuchs.com

Germany: +49 621 776 1111  
fa-info@de.pepperl-fuchs.com

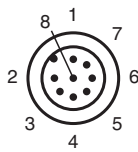
Singapore: +65 6779 9091  
fa-info@sg.pepperl-fuchs.com

 PEPPERL+FUCHS

**Connection Assignment**



**Connection Assignment**



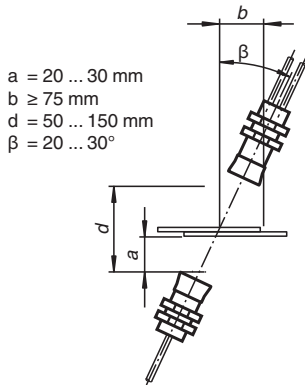
**Installation**

**Note**

Only use the cables specified by Pepperl+Fuchs for this purpose to extend the connecting cable between the transmitter and receiver of the ultrasonic double sheet detectors. The use of other cables will result in impairment of the sensor function or even loss of function.

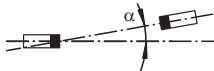
**Mounting/Adjustment**

Recommended distances



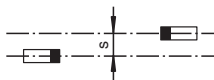
**Angular misalignment**

$\alpha < +/- 1^\circ$



**Sensor offset**

$s < +/- 1 \text{ mm}$



**Commissioning**

**Operating Modes**

The measured object is a material inserted between the emitter and receiver. The sensor measures the damping of the emitted ultrasonic signal caused by the material.

The residual amplitude of the ultrasonic signal arriving at the receiver is evaluated in relation to the set threshold values and assigned to the corresponding state (= "air", "single sheet" or "double sheet"). The detected state is reported back via the switching outputs of the sensor and via the IO-Link process data. In the IO-Link process data, the measured amplitude is also made available as an analog value.

Release date: 2025-06-18 Date of issue: 2025-06-18 Filename: 70120102-100003\_eng.pdf

## Commissioning

Depending on the application, the sensor can be operated in the following ways:

1. By selecting one of the 3 implemented threshold sets, each covering a very wide range of materials. The respective thresholds are preset but adjustable.
2. By teaching in a specific material or a specific material constellation for multi-layer materials.
3. In permanent IO-Link operation, a completely separate evaluation of the amplitude values measured by the sensor can be performed in the downstream, user-side controller in addition or as an alternative to the two aforementioned options.

### Further Documentation

For detailed information on mounting, alignment and commissioning you may refer to the commissioning instruction of the sensor.

The sensor manual is also available as detailed overall documentation.

You can access the documents mentioned via the product detail page at [www.pepperl-fuchs.com](http://www.pepperl-fuchs.com).